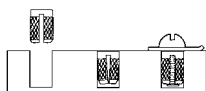
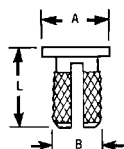
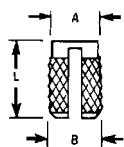
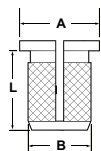
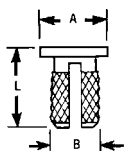
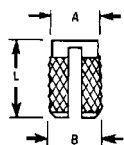


### 從塑料的中心或鑽孔

鑽石凸邊依照襯套的設計，  
來代替鑄模襯套與螺紋於熱固性塑膠。



- 冷裝入
- 明顯地減少成型的費用
- 可減少因沒對齊與有缺陷的襯套所造成的浪費
- 在鑄模後需要消除的雕刻螺紋
- 孔深不精確也能正確的安裝



\* 對孔大小的要求可能會有所不同，  
這取決於許多因素，包括材質和工具，  
建議您在訂購之前請進行測試與運用。

### 黃銅 - 平整

EZ-LOK Part No.	內螺紋	A ±.010"	B ±.010"	L ±.010"	起始孔大小*
240-000-BR	0-80	.094	.104	.125	.094 (3/32)
240-002-BR	2-56	.125	.135	.156	.125 (1/8)
240-004-BR	4-40	.156	.166	.188	.156 (5/32)
240-006-BR	6-32	.187	.199	.250	.188 (3/16)
240-008-BR.250	8-32	.218	.230	.250	.219 (7/32)
240-008-BR	8-32	.218	.230	.313	.219 (7/32)
240-332-BR.250	10-32	.250	.262	.250	.250 (1/4)
240-332-BR	10-32	.250	.262	.375	.250 (1/4)
240-3-BR	10-24	.250	.262	.375	.250 (1/4)
240-4-BR	1/4-20	.312	.326	.500	.313 (5/16)
240-5-BR	5/16-18	.375	.389	.563	.375 (3/8)
240-6-BR	3/8-16	.437	.451	.625	.438 (7/16)
240-M3-BR	M3-0.5	.156	.166	.188	.156 (5/32)
240-M3.5-BR	M3.5-0.6	.187	.199	.250	.188 (3/16)
240-M4-BR	M4-0.7	.218	.230	.313	.219 (7/32)
240-M5-BR	M5-0.8	.250	.262	.375	.250 (1/4)
240-M6-BR	M6-1.0	.312	.326	.500	.313 (5/16)

### 黃銅 - 突出

EZ-LOK Part No.	內螺紋	A ±.010"	B ±.010"	L ±.010"	起始孔大小*
260-002-BR	2-56	.187	.135	.156	.125 (1/8)
260-004-BR	4-40	.218	.166	.188	.156 (5/32)
260-006-BR	6-32	.249	.199	.250	.188 (3/16)
260-008-BR	8-32	.280	.230	.313	.219 (7/32)
260-332-BR	10-32	.312	.262	.375	.250 (1/4)
260-4-BR	1/4-20	.375	.326	.500	.313 (5/16)
260-5-BR	5/16-18	.437	.389	.563	.375 (3/8)
260-6-BR	3/8-16	.500	.451	.625	.438 (7/16)

### 黃銅 - 突出 - 顛倒槽孔

EZ-LOK Part No.	內螺紋	A ±.010"	B ±.010"	L ±.010"	起始孔大小*
260-002-RS	2-56	.187	.135	.156	.125 (1/8)
260-004-RS	4-40	.218	.166	.188	.156 (5/32)
260-006-RS	6-32	.249	.199	.250	.188 (3/16)
260-008-RS	8-32	.280	.230	.313	.219 (7/32)
260-332-RS	10-32	.312	.262	.375	.250 (1/4)
260-4-RS	1/4-20	.375	.326	.500	.313 (5/16)

### 不銹鋼 - 平整

EZ-LOK Part No.	內螺紋	A ±.010"	B ±.010"	L ±.010"	起始孔大小*
240-002-CR	2-56	.125	.135	.156	.125 (1/8)
240-004-CR	4-40	.156	.166	.188	.156 (5/32)
240-006-CR	6-32	.187	.199	.250	.188 (3/16)
240-008-CR	8-32	.218	.230	.313	.219 (7/32)
240-332-CR	10-32	.250	.262	.375	.250 (1/4)
240-4-CR	1/4-20	.312	.326	.500	.313 (5/16)
240-5-CR	5/16-18	.375	.389	.563	.375 (3/8)
240-6-CR	3/8-16	.437	.451	.625	.438 (7/16)

### 不銹鋼 - 突出

EZ-LOK Part No.	內螺紋	A ±.010"	B ±.010"	L ±.010"	起始孔大小*
260-002-CR	2-56	.187	.135	.156	.125 (1/8)
260-004-CR	4-40	.218	.166	.188	.156 (5/32)
260-006-CR	6-32	.249	.199	.250	.188 (3/16)
260-008-CR	8-32	.280	.230	.313	.219 (7/32)
260-332-CR	10-32	.312	.262	.375	.250 (1/4)
260-4-CR	1/4-20	.375	.326	.500	.313 (5/16)